


Advocating for Students & Programs

Natasha Lipscomb
Rowan-Cabarrus Community College
Director, Student Life & Leadership Development



What is an Advocate?

CREATE THE SCENE



The Writer

Creating the Scene

Vision

*strengthens relationship with Advancement Office/Administration

- SACS Program Reviews
- Annual Goals & Objectives
- Plan Ahead-Cast your Vision First

Creating the Scene

Resource Allocation

*strengthens relationship with Business Office & IT Dept.

- Use Budget Planning tools(ongoing)
- Follow State and Local Auditing Procedures
- Sponsor Annual Projects (enhance technology)

Creating the Scene

Decision-Making Power

*Strengthens relationship with students

- Empowered Stakeholders
- Flexible to make needed changes
- Respect among campus community
- Increased Student Involvement

BEHIND THE SCENE



The Director/Coach

Behind the Scene

Casting...Officer Recruitment

On set blending...Teambuilding


Getting into character...Student Led-Student Run

Behind the Scene

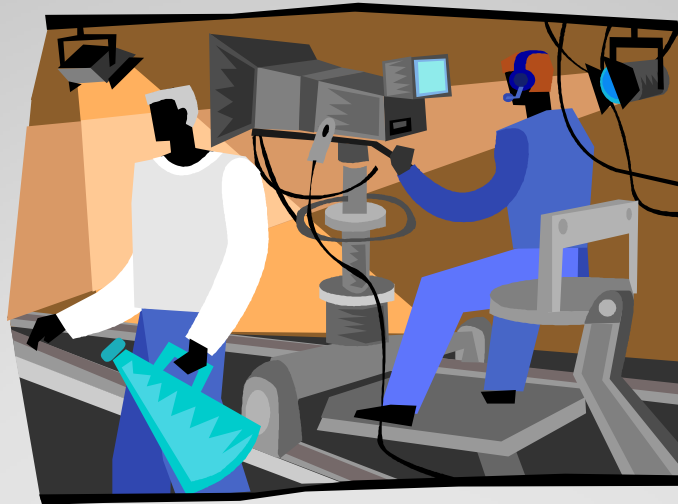
Know your Audience...Prepare your Actors

Know what's Happening on your
Campus...Prepare your Student Leaders

“I promise you one thing...you will be the most informed student on this campus.”



ON THE SCENE...ON SET



Practice what you Preach!

Serve & Network

- College Committees
- Community Boards
- Professional Development (State & National)

Questions for You...

What makes your Programs Credible?

Do you share the Vision of your Program?

Can you justify where the money goes?

Have you built relationships across departments on your campus?

Are your Student Leaders informed and trained? Can they communicate the vision? Can they advocate for what they believe in?

Questions for Me?